



9' Wooden Crank
Market Umbrella

SKU# 272-0001
MODEL # UMB-933020

ASSEMBLY AND USER MANUAL
IMPORTANT, RETAIN FOR FUTURE REFERENCE: READ CAREFULLY






The schematics in this manual are for assembly and operation illustration only.
They may differ from the umbrella's actual appearance.

If you have any questions, concerns or need additional parts please
do not return to the place of purchase. Contact our customer service department toll free at
1-855-880-7205 for further instructions.

For additional product information, please contact our Customer Service Center at 1-855-880-7205 between
8am- 5pm Eastern Time, Monday through Friday.

2016 Distributed by Menard, Inc., Eau Claire, WI 54703
Made in China

PACKAGE CONTENTS

PICTURE	DESCRIPTION	QTY(PC)
	Umbrella Frame with Canopy	1
	Bottom Pole	1
	Finial	1

No hardware required for assembly.

WARNINGS AND CAUTIONS

- Always take the umbrella down when not in use.
- Keep children away from umbrella during assembly to avoid injury.

Note: We recommend that you insert the umbrella into an umbrella base or table (not included) for securing the umbrella.



IMPORTANT: Do not use this umbrella during periods of high winds and rain. Failure to do so may result in personal injury and/or damage.

Warning: If the crank becomes too hard to crank, check to see if the rope has come off the pulley. If you continue to turn the crank, the rope or crank handle could break.

PREPARATION

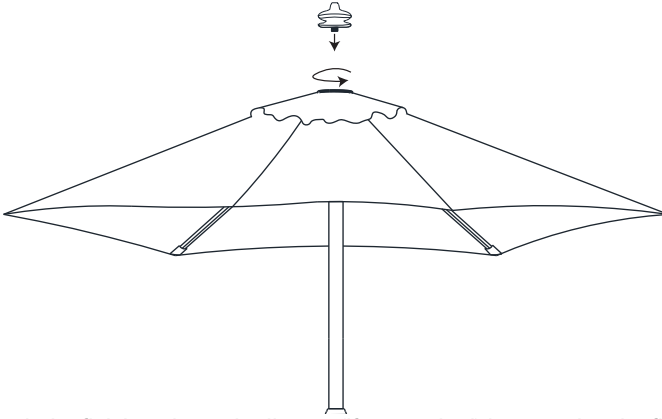
Before beginning assembly of product, make sure all parts are present. Compare parts with package contents list and diagram above. If any part is missing or damaged, do not attempt to assemble the product or return to the place of purchase. Contact our customer service toll free at 1-855-880-7205 for replacement parts or further instructions.

Estimated Assembly Time: 5 minutes

Tools required for Assembly: No tools required

ASSEMBLY

Take all parts out of the box. If any parts are missing, Call our Customer Care Service toll free at 1-855-880-7205.

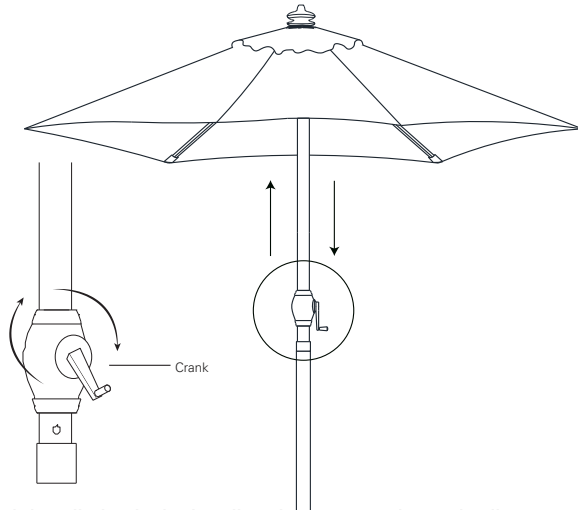


Step 1: Attach the finial on the umbrella top (if unattached) by screwing the finial onto the threaded screw-in adapter on the umbrella top. Twist until secure but, do not over tighten.



Step 2: Attach the bottom pole of the umbrella by screwing the threaded ends together. Do not over tighten as it may damage the threads.

OPERATION



Step 1: Turn the crank handle in clockwise direction to open the umbrella canopy, opposite direction to close the canopy.

CARE AND MAINTENANCE

CANOPY CARE INSTRUCTIONS:

Simply clean the umbrella canopy with soft brush and mild detergent.

- DO NOT machine wash or dry.
- DO NOT iron.
- AIR DRY the canopy thoroughly before storing for extended period of time.

WARRANTY

90 DAY WARRANTY

This product is covered under a manufacturer's 90 day warranty from date of purchase against defects in materials and workmanship. This warranty does not cover damage due to neglect, abuse or weather related damage.




This warranty gives you specific legal rights, and you may also have other rights which vary from state to state.

HOW TO FILE A CLAIM

If you are within your warranty, to file a claim you must have your receipt and pictures of your damaged umbrella.

REPLACEMENT PARTS LIST

For replacement parts, call our customer service department at 1-855-880-7205, 8:00am-5:00pm., EST, Monday-Friday.

DESCRIPTION	PICTURE	RE-ORDER NO.
Finial		FNL-38W-WD-T
Bottom Pole (screw in 38mm)		BMP-38WSC-WD-T
Canopy		CAN-9MW6RBP-T-RD, BE

BACKYARD
Creations®

For additional product information, please contact our
Customer Service Center at 1-855-880-7205 between
8am- 5pm Eastern Time, Monday through Friday.
2016 Distributed by Menard, Inc., Eau Claire, WI 54703
MADE IN CHINA