



# 9' Crank & Tilt Stripe Olefin Market Umbrella

## Assembly and User Manual

ITEM: UMB-015327

M49479



The schematics in this manual are for assembly and operation illustration only. They may differ from the umbrella's actual appearance.

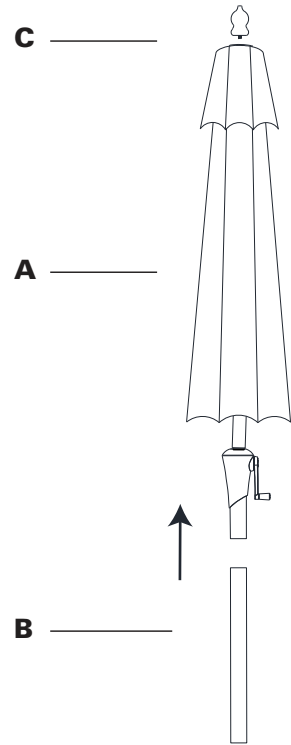


www.atleisure.com  
ATLANTA, GEORGIA

**Customer Service Toll Free 1-855-880-7205**  
Monday through Friday from 8:00am-5:00pm  
(Eastern Time)

For additional product information, please contact our  
Customer Service Center toll free at 1-855-880-7205  
between 8am and 5pm Eastern Time, Monday through Friday.

## 2. Package Contents |






PART	DESCRIPTION	QTY(PC)
A	Umbrella Frame with Canopy	1pc
B	Bottom Pole	1pc
C	Finial	1pc

## Hardware Contents

No hardware required for assembly.

## 6. Replacement Parts |

Description	Picture	Re-Order No.
Finial		FNL-38S-BRZ-T
Bottom Pole (Snap In 38mm)		BMP-38SSN-BRZ-T
Canopy		CAN-9M8RBO-T-RS,BS

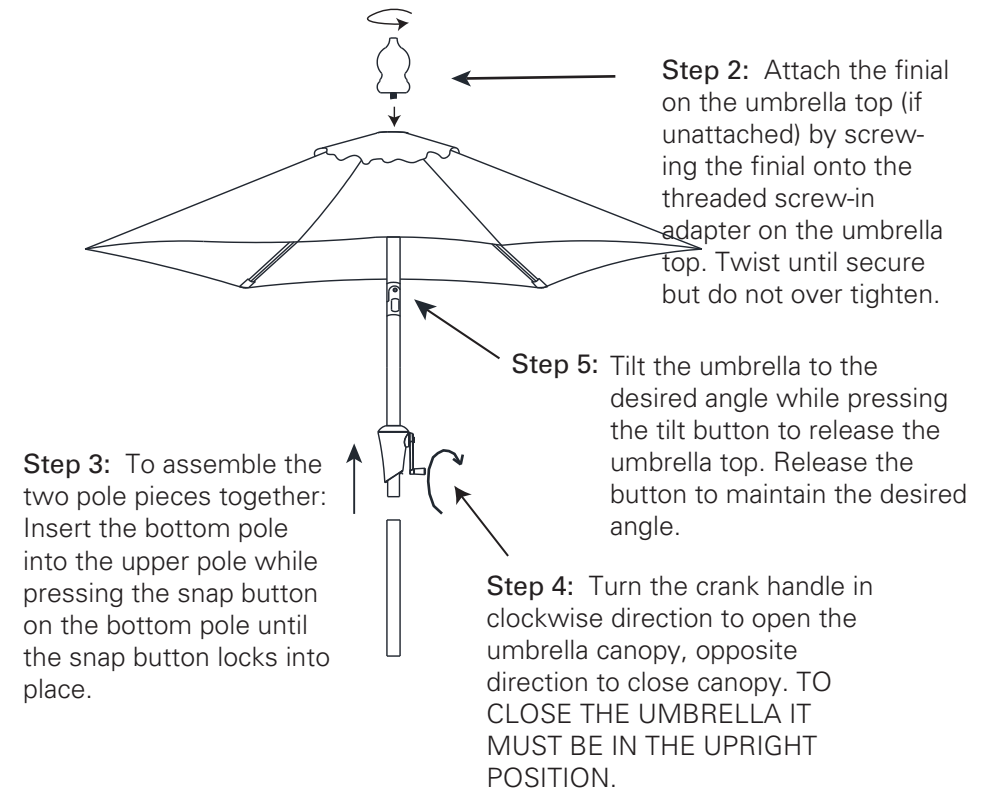
## | Instructions Of Set-Up & Operation 3.

Before beginning assembly of product, make sure all parts are present. Compare parts with package contents list. If any part is missing or damaged, contact our customer service toll free at **1-855-880-7205** for replacement parts or further instructions.

**Estimated Assembly Time: 10 minutes**

**Tools Required for Assembly: No Tools Required**

**Step 1:** Take all parts out of box. If any parts are missing, Call our Customer Service toll free at 1-855-880-7205.



**We recommend that you insert the umbrella into an umbrella base or table (not included) to help secure the umbrella.**

### 90-DAY WARRANTY

This product is covered under a manufacturer's 90-day warranty from date of purchase against defects in materials and workmanship. This warranty does not cover damage due to neglect, abuse or weather related damage. For full warranty disclosure, email us at [customerservice@atleisure.com](mailto:customerservice@atleisure.com), call toll free at 1-855-880-7205 or send mail to 1040 Boulevard SE Ste. B, Atlanta GA 30312.

This warranty gives you specific legal rights, and you may also have other rights which vary from state to state.

### HOW TO FILE A CLAIM

If you are within your warranty you must have your receipt and pictures of your information to send to ATLeisure at [customerservice@atleisure.com](mailto:customerservice@atleisure.com), or send by mail to 1040 Boulevard SE Ste. B, Atlanta GA 30312.

1. This umbrella is designed for easy operation, sunshade and decorative purposes only. It is NOT recommended that this umbrella be used during periods of high wind and rain.

Do not use this umbrella during periods of high wind and rain. Failure to do so may result in personal injury and/or property damage.

2. Always take the umbrella down when not in use.
3. To prevent damage to the canopy, open the umbrella facing the opposite direction that the wind is blowing.
4. Please keep children away from umbrella during assembly to avoid injury.
5. If the crank becomes too hard to crank, check to see if the rope has come off the pulley. If you continue to turn the crank, the rope or crank handle could break.

### CANOPY CARE INSTRUCTIONS:

Simply clean the umbrella canopy with a soft brush and mild detergent.

Do not machine wash or dry.

Do not iron.

Air dry the canopy thoroughly before storing for extended periods of time.

Make sure the canopy is completely open during drying process to prevent shrinkage.

**Note:** Placement of the umbrella over or near a swimming pool will cause premature fading not covered under our warranty, especially to darker colors.